Guarnizioni - O-Rings - Dichtungen - Joints - Empaquetadura de anillo - Λαστιχακια - Kit de o-rings - O-ringen - Pakninger

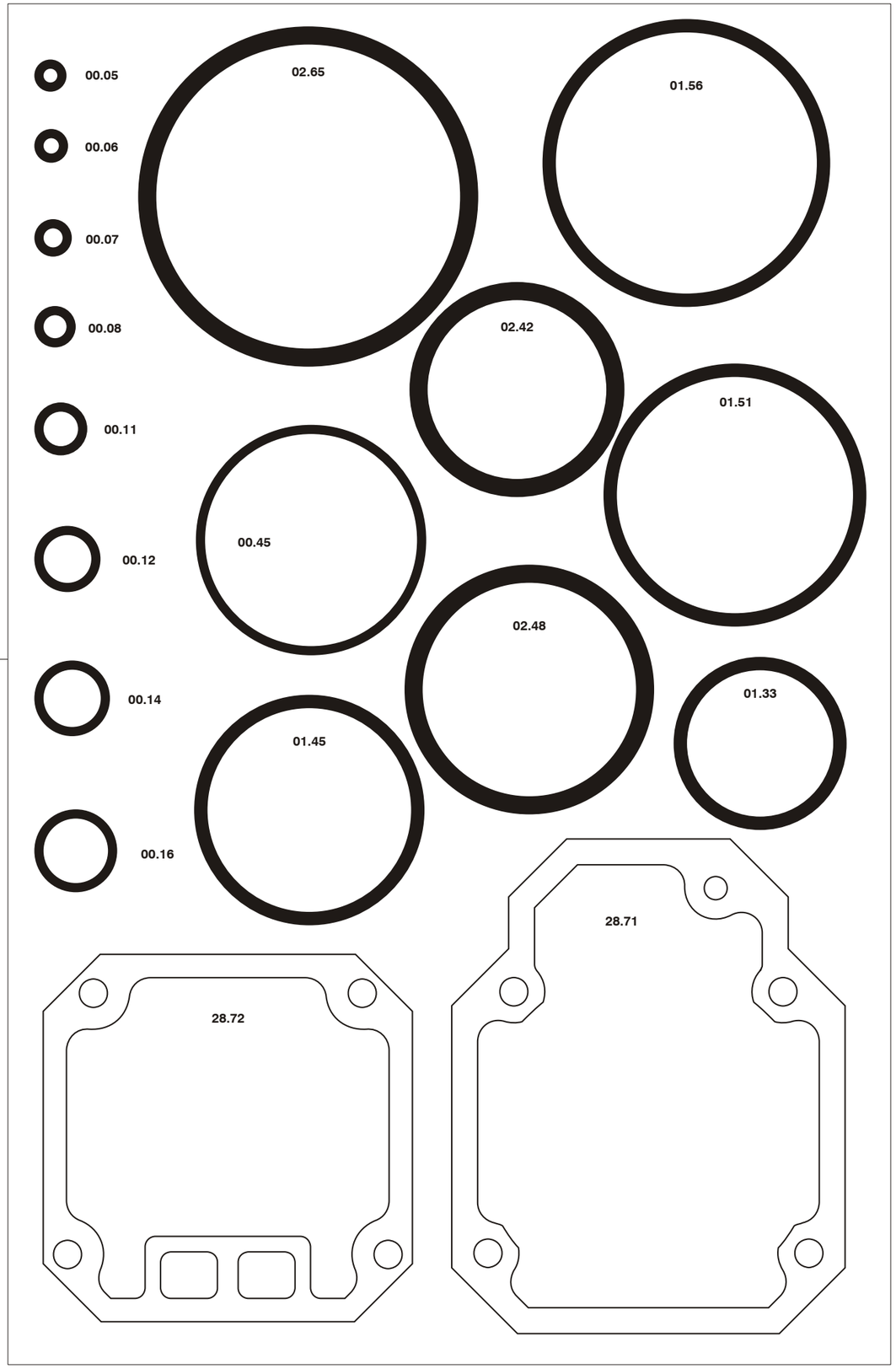

00.77.1

OMER

Manuale d'uso, manutezione e parti di ricambio	**Parte 2**
Use, maintenance and spare parts manual	**Part 2**
Gebrauchsanweisung, Instandhaltungsrichtlinien und Ersatzteile	**Teil 2**
Manuel d'utilisation, entretien et pièces de rechange	**Partie 2**
Manual de uso, mantenimiento y repuestos	**Part 2**
Εγχειριδιο χρησης, συντηρησης και ανταλλακτικων	2° Μερος
Manual de utilização, manutenção e partes sobresselentes	**Parte 2**
Handleiding voor gebruik, onderhoud en reservedelslite	**Deel 2**
Brugsanvisning, vedligeholdelse og reservedelslite	**Del 2**

1719400R_WP38R_1 160499

WP.38R

cod. 1719400R

Dati tecnici Technical data Technische daten	Donnèes techniques Datos tècnicos Τεχνικα χαρακτηριστικα	Dados tècnicos Technischengegevens Tekniske data	
Misure impiegabili mm Usable lenghts mm Gebrauchliche Längen mm	Mesures utilisable mm Medidas que se pueden amplear mm Διαστασεισ σε μμ	Medidas que se podem utilizar mm Te gebruiken engtes in mm Brugbare laengder i mm	**15÷38**
Capacità caricatore n° punti Magazine capacity No. of fasteners Magazinkapazität Nägel	Capacitè chargeur n° de points Capacidad cargador n° puntos Δσνατοτητα γεμιστερα, σσνδετερεσ	Capacitade carregador n° pontos Capaciteit magazijn in aantal spijkers Kapacitet af magasin antal klemmme	**150**
Pressione d'esercizio Working pressure Betriebsdruck	Pression de fonctionnement Presiòn de trabajo Πιεση λειτοσργιασ ατμ.	Pressao de trabalho Werkdruk Arbejds tryk bar	**5÷7,5 bar** **70÷105 psi**
Consumo aria litri/colpo Air consumption litres/shot Luftverbrauch Liter/Schlag	Consommation air litre/coup Consumo aire-litros/golpe Καταναλοση αερα λ/ξτσπημα	Consumo ar litro/golpe Luchtverbruik liter/schot Luftforbrug liter/skud	**1,00**
Peso kg Weight kg Gewicht kg	Poids kg Peso kg Βαροσ κγ	Peso kg Gewicht in kg Vaegt kg	**2,3**
Dimensioni (AxBxH) mm Dimensions mm Große mm	Dimension mm Dimensiones mm Δσνατοτητα γεμιστερα , σσνδετερεσ	Dimencoes mm Afmetingen in mm Dimensioner mm	**350x83x230**
ISO 11201 **Pressione sonora in pos. operatore** Sound pressure at the workstation Lärmintensität am Arbeitsplatz	ISO 11201 Pression acoustique près de l'opérateur Presiòn sonora en posición encargado Ακουστικη πιεση στη θεση χειριστου	ISO 11201 Intensidade sonora perto do operador Geluidssterkte op de werkplek Lydstyrke på operatorposten	**86.1 dB(A)**
ISO 3744 **Potenza sonora emessa** Emitted sound power Ausgestrahlte Lärmintensität	ISO 3744 Puissance acoustique émise Potencia sonora emitida Ακουστικη ισχυ	ISO 3744 Potência sonora emitida Uitgestraalde geluidssterkte Udsendt lydstryrke	**94.9 dB(A)**
ISO 5349-86 **Valore medio ponderato di vibrazione sull'impugnatura max.33 colpi** Weighted mean value of vibration on the grip max.33 shots Mitteler Vibrationswert, am Griff gemessen max.33 Schäge	ISO 5349-86 Valeur moyenne pondèrèe de vibration mesurèe sur la poignèe max.33 coups Valor medio ponderado de vibracion medida en la empunadura max.33 golp Μεσοσ οροσ μετρησησ κραδασμον στη ξειρολαβη μαξ.33 ξτσπημα	ISO 5349-86 Valor medio ponderado de vibracao medida no punho max.33 golpes Gewogen gemiddelde vibratiewaarde max.33 schot Middelvaerdi af vibrationer pa handtaget max.33 skud	**2,6 m/s²**

Tipo di punto
Type of fastener
Befestigungselement
Type d'agrafe
Tipo de punto
Τυπος καρφιου
Tipo de ponto
Type nietjes
Tilspændingstype

WP

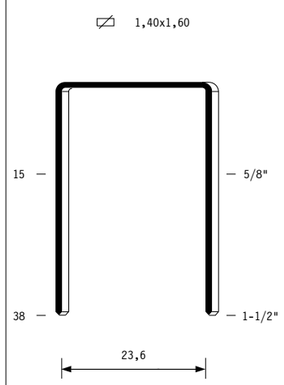

Crown:	1-3/64"
Thickness:	0.055"
Width:	0.063"
Gauge:	16

omer s.p.a. Via Foresto 42 - 31058 SUSEGANA TV ITALY Tel.0438455520 Fax 0438/455530 E-mail: omer@omer.it http://www.omer.it

Parti di ricambio - Spare parts - Ersatzteile - Pièces de rechange - Piezas de repuesto
Ανταλλακτικα - Partes sobresselentes - Tabel te raadplegen - Reservedele

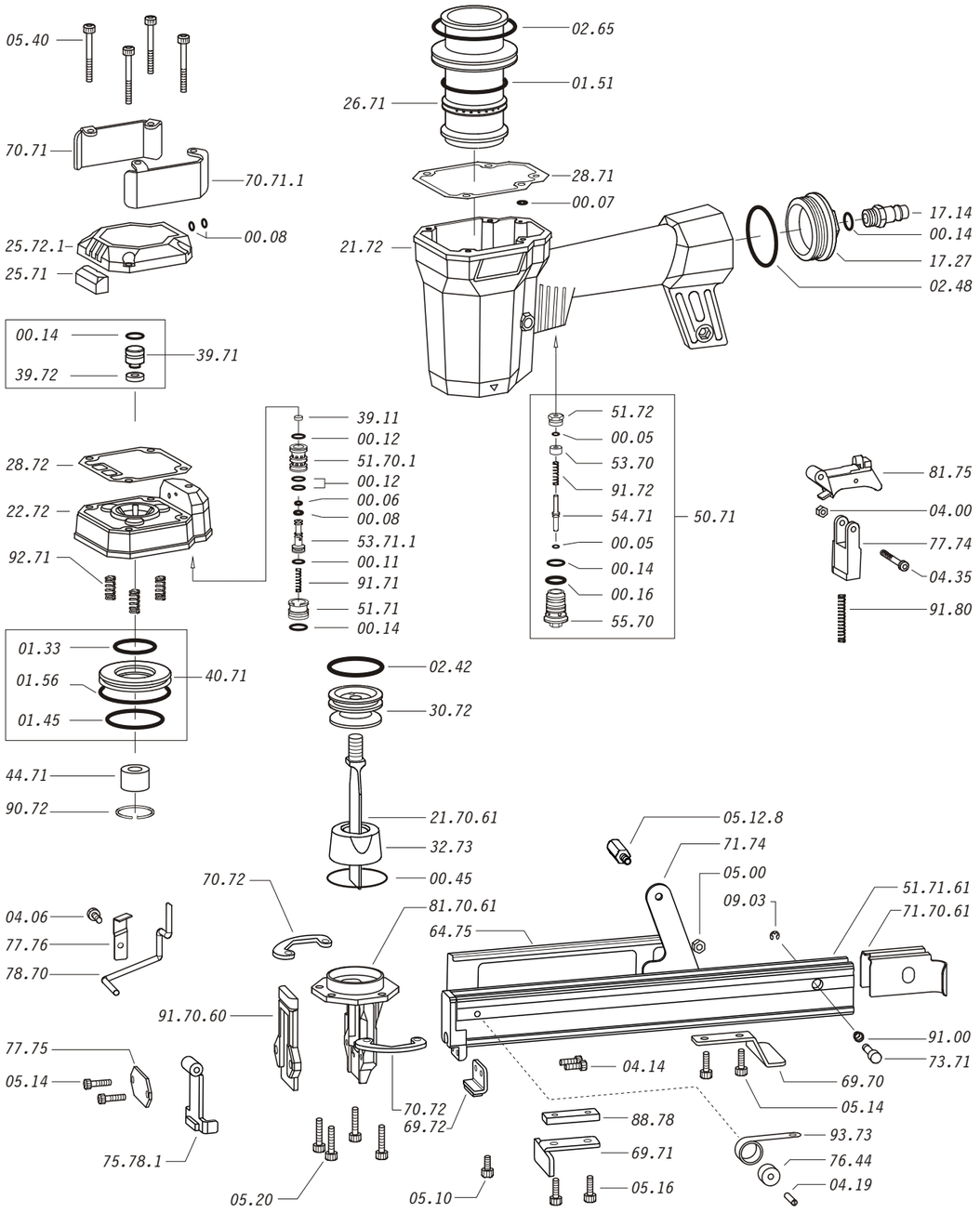

Dotaziomi - Equipment - Ausrüstung - Équeipements - Equipamiento - Παρεχομενα
Equipamento - Uitrusting - Udstyr

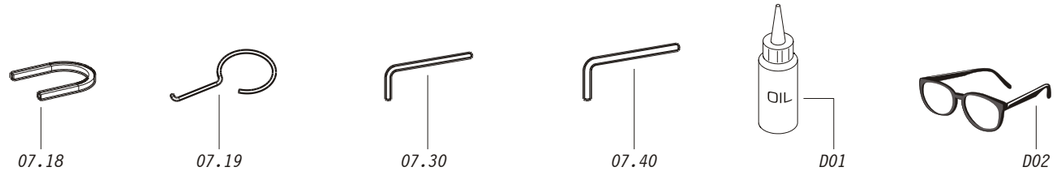

Parti di ricambio - Spare parts - Ersatzteile - Pièces de rechange - Piezas de repuesto
Ανταλλακτικα - Partes sobresselentes - Tabel te raadplegen - Reservedele

Cod.	Descrizione	*Description*
00.05	O-Ring	*O-Ring*
00.06	O-Ring	*O-Ring*
00.07	O-Ring	*O-Ring*
00.08	O-Ring	*O-Ring*
00.11	O-Ring	*O-Ring*
00.12	O-Ring	*O-Ring*
00.14	O-Ring	*O-Ring*
00.16	O-Ring	*O-Ring*
00.45	O-Ring	*O-Ring*
01.33	O-Ring	*O-Ring*
01.45	O-Ring	*O-Ring*
01.51	O-Ring	*O-Ring*
01.56	O-Ring	*O-Ring*
02.42	O-Ring	*O-Ring*
02.48	O-Ring	*O-Ring*
02.65	O-Ring	*O-Ring*
04.00	Dado	*Nut*
04.06	Vite	*Screw*
04.14	Vite	*Screw*
04.19	Vite	*Screw*
04.35	Vite	*Screw*
05.00	Dado	*Nut*
05.10	Vite	*Screw*
05.12.8	Vite protezione	*Guard screw*
05.14	Vite	*Screw*
05.16	Vite	*Screw*
05.20	Vite	*Screw*
05.40	Vite	*Screw*
07.18	Chiave pistone	*Piston wrench*
07.19	Estrattore	*Extractor*
07.30	Chiave esagonale	*Hex. bar wrench*
07.40	Chiave esagonale	*Hex. bar wrench*
09.03	Anello elastico	*Elastic ring*
17.14	Raccordo ¼"	*Air plug 1/4"*
17.27	Tappo	*Inlet cap*
21.72	Corpo (specificare il colore)	*Body (to specify the colour)*
22.72	Testa	*Head*
25.71	Silenziatore	*Silencer*
25.72.1	Deflettore scarico	*Exhaust deflector*
26.71	Cilindro	*Cylinder*
28.71	Guarnizione testa	*Head gasket*
28.72	Guarnizione testa	*Head gasket*
30.72	Pistone	*Piston*
32.73	Ammortizzatore	*Bumper*
39.11	Guarnizione servovalvola	*Servo valve gasket*
39.71	Valvola scarico completa	*Exhaust valve assembled*
39.72	Guarnizione valvola scarico	*Exhaust valve gasket*
40.71	Valvola completa	*Valve assembled*
44.71	Ammortizzatore sup.	*Upper bumper*
50.71	Pulsante completo	*Trigger valve assembled*
51.70.1	Cilindro servovalvola	*Servo valve cylinder*
51.71	Boccola servovalvola	*Servo valve bushing*
51.72	Premistoppa	*Stuffing box*
53.70	Distanziale	*Spacer*
53.71.1	Pistone servovalvola	*Servo valve piston*
54.71	Pulsante	*Trigger valve*
55.70	Raccordo	*Trigger valve bush*
64.75	Carter	*Hold down*
69.70	Supporto	*Support*
69.71	Distanziatore	*Spacer*
69.72	Supporto	*Support*
70.71	Protezione sup. SX	*Top guard Sx*
70.71.1	Protezione sup. Dx	*Top guard Dx*
70.72	Protezione inf.	*Bottom guard*
71.74	Reggicaricatore	*Support*
73.71	Perno	*Pin*
75.78.1	Sicura	*Safety*
76.44	Rullo molla	*Roller*
77.74	Guida sicura	*Safety guide*
77.75	Staffa sicura	*Safety plate*
77.76	Staffa rinvio sicura	*Safety protection plate*
78.70	Rinvio sicura	*Safety rod*
81.75	Grilletto comando completo	*Trigger assembled*
88.78	Supporto	*Bearing*
90.72	Molla	*Spring*
91.00	Molla	*Spring*
91.71	Molla	*Spring*
91.72	Molla	*Spring*
91.80	Molla	*Spring*
92.71	Molla	*Spring*
93.73	Molla	*Spring*
21.70.61	Battente	*Driver*
51.71.61	Caricatore	*Magazine*
71.70.61	Spingipunto	*Pusher*
81.70.61	Controtestina	*Nose*
91.70.60	Testina	*Nose plate*
D01	Boccetta olio	*Oiler*
D02	Occhiali protettivi	*Protective goggles*

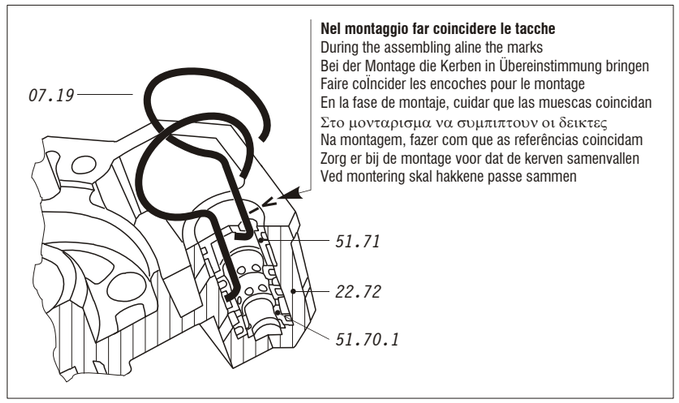

Nel montaggio far coincidere le tacche
During the assembling aline the marks
Bei der Montage die Kerben in Übereinstimmung bringen
Faire coïncider les encoches pour le montage
En la fase de montaje, cuidar que las muescas coincidan
Στο μονταρισμα να συμπιπτουν οι δεικτες
Na montagem, fazer com que as referências coincidam
Zorg er bij de montage voor dat de kerven samenvallen
Ved montering skal hakkene passe sammen

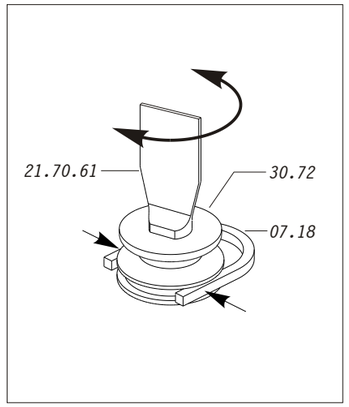

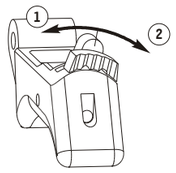

(1) **Posizione per sparo a colpo singolo**
Single shot position
Einzelschußposition
Position pour décharge d'un seul coup
Posición de un solo golpe
Λαμακι στη θεση για καρφωμα με ενα–ενα χτυπημα
Posição para um só disparo
Schietstand voor enkel scot
Position ved engangsskud

(2) **Posizione per sparo a "martello"**
Bumping action position
Hammerschlagposition
Position pour décharge continue
Posición golpe de retención
Λαμακι στη θεση για καρφωμα σαν σφυρι
Posição para disparo do martelo
Hammerslagstand
Position ved hammerstød

1719400R_WP38R_1 160499

WP.38R cod. 1719400R Indice di modifica / Upgrade number **1**